


# 2020 order form

Use dimension chart to select appropriate size.

			K610 mini	K620 small	K630 medium	K640 large	K650 XL		
<b>* Color</b>	<b>CHOOSE</b>	Red	<input type="checkbox"/>	Red	<input type="checkbox"/>	Red	<input type="checkbox"/>	Red	<input type="checkbox"/>
		Blue	<input type="checkbox"/>	Blue	<input type="checkbox"/>	Blue	<input type="checkbox"/>	Blue	<input type="checkbox"/>
		Gray	<input type="checkbox"/>	Gray	<input type="checkbox"/>	Gray	<input type="checkbox"/>	Gray	<input type="checkbox"/>
		Lime	<input type="checkbox"/>	Lime	<input type="checkbox"/>	Lime	<input type="checkbox"/>	Lime	<input type="checkbox"/>
		Pink	<input type="checkbox"/>	Pink	<input type="checkbox"/>	Pink	<input type="checkbox"/>	Pink	<input type="checkbox"/>
<b>* Upper frame</b>	<b>CHOOSE</b>	Dynamic	N/A	K621 \$1,050 <input type="checkbox"/>	K631 \$1,450 <input type="checkbox"/>	K641 \$1,630 <input type="checkbox"/>	K651 \$2,100 <input type="checkbox"/>		
		Standard	N/A	K622 \$620 <input type="checkbox"/>	K632 \$850 <input type="checkbox"/>	K642 \$1,030 <input type="checkbox"/>	K652 \$1,500 <input type="checkbox"/>		
<b>Base *</b>	<b>Standard base</b>	<b>CHOOSE</b>	With odometer	K613 \$890 <input type="checkbox"/>	K623 \$555 <input type="checkbox"/>	K633 \$695 <input type="checkbox"/>	K643 \$870 <input type="checkbox"/>	K653 \$1,275 <input type="checkbox"/>	
			Without odometer	K614 \$745 <input type="checkbox"/>	K624 \$390 <input type="checkbox"/>	K634 \$525 <input type="checkbox"/>	K644 \$705 <input type="checkbox"/>	K654 \$1,110 <input type="checkbox"/>	
	<b>Utility base (larger wheels)</b>	<b>CHOOSE</b>	With odometer	N/A	N/A	K635 \$960 <input type="checkbox"/>	K645 \$1,130 <input type="checkbox"/>	N/A	
			Without odometer	N/A	N/A	K636 \$790 <input type="checkbox"/>	K646 \$965 <input type="checkbox"/>	N/A	
	<b>Treadmill/stability base (comes in gray only)</b>	<b>CHOOSE</b>	Standard	N/A	K676 \$990 <input type="checkbox"/>	K676 \$990 <input type="checkbox"/>	K676 \$990 <input type="checkbox"/>	N/A	
			Wide	N/A	K678 \$1,110 <input type="checkbox"/>	K678 \$1,110 <input type="checkbox"/>	K678 \$1,110 <input type="checkbox"/>	N/A	
<b>Arm supports (pair)</b>	<b>CHOOSE</b>	Small arm prompts	K512 \$485 <input type="checkbox"/>	K512 \$485 <input type="checkbox"/>	K512 \$485 <input type="checkbox"/>	K512 \$485 <input type="checkbox"/>	K512 \$485 <input type="checkbox"/>		
		Large arm prompts	N/A	N/A	K532 \$520 <input type="checkbox"/>	K532 \$520 <input type="checkbox"/>	K532 \$520 <input type="checkbox"/>		
		Arm platforms	N/A	N/A	K697 \$350 <input type="checkbox"/>	K697 \$350 <input type="checkbox"/>	K697 \$350 <input type="checkbox"/>		
		Arm platforms w/ handgrips	N/A	N/A	K696 \$400 <input type="checkbox"/>	K696 \$400 <input type="checkbox"/>	K696 \$400 <input type="checkbox"/>		
<b>Handbrake for utility base (requires arm supports)</b>			N/A	N/A	K687 \$285 <input type="checkbox"/>	K688 \$310 <input type="checkbox"/>	N/A		
<b>New! Handlebars (pair)</b>	<b>CHOOSE</b>	Small	K625 \$185 <input type="checkbox"/>	K625 \$185 <input type="checkbox"/>	K625 \$185 <input type="checkbox"/>	K625 \$185 <input type="checkbox"/>	K625 \$185 <input type="checkbox"/>		
		Large	N/A	N/A	K675 \$195 <input type="checkbox"/>	K675 \$195 <input type="checkbox"/>	K675 \$195 <input type="checkbox"/>		
<b>Hand loops (pair)</b>			K579 \$190 <input type="checkbox"/>	K579 \$190 <input type="checkbox"/>	K579 \$190 <input type="checkbox"/>	K579 \$190 <input type="checkbox"/>	K579 \$190 <input type="checkbox"/>		
<b>Chest prompt</b>	<b>CHOOSE</b>	Small	K514 \$510 <input type="checkbox"/>	K514 \$510 <input type="checkbox"/>	K514 \$510 <input type="checkbox"/>	N/A	N/A		
		Medium	N/A	K524 \$550 <input type="checkbox"/>	K524 \$550 <input type="checkbox"/>	K524 \$550 <input type="checkbox"/>	K524 \$550 <input type="checkbox"/>		
		Large	N/A	N/A	K534 \$595 <input type="checkbox"/>	K534 \$595 <input type="checkbox"/>	K534 \$595 <input type="checkbox"/>		
<b>New! Chest pad</b>			N/A	K629 \$280 <input type="checkbox"/>	K639 \$300 <input type="checkbox"/>	K649 \$320 <input type="checkbox"/>	N/A		
<b>Multi-position saddle</b>	<b>CHOOSE</b>	Small	N/A	K672 \$850 <input type="checkbox"/>	N/A	N/A	N/A		
		Medium	N/A	N/A	K673 \$875 <input type="checkbox"/>	N/A	N/A		
		Large	N/A	N/A	K674 \$910 <input type="checkbox"/>	K674 \$910 <input type="checkbox"/>	K674 \$910 <input type="checkbox"/>		
<b>Pelvic support (includes handholds)</b>	<b>CHOOSE</b>	Small	K556 \$395 <input type="checkbox"/>	K556 \$395 <input type="checkbox"/>	K556 \$395 <input type="checkbox"/>	N/A	N/A		
		Medium	N/A	K557 \$415 <input type="checkbox"/>	K557 \$415 <input type="checkbox"/>	K557 \$415 <input type="checkbox"/>	N/A		
		Large	N/A	N/A	K558 \$430 <input type="checkbox"/>	K558 \$430 <input type="checkbox"/>	K558 \$430 <input type="checkbox"/>		
<b>Hip positioner (includes handholds)</b>	<b>CHOOSE</b>	Small	K513 \$395 <input type="checkbox"/>	K513 \$395 <input type="checkbox"/>	K513 \$395 <input type="checkbox"/>	K513 \$395 <input type="checkbox"/>	K513 \$395 <input type="checkbox"/>		
		Large	N/A	N/A	K533 \$430 <input type="checkbox"/>	K533 \$430 <input type="checkbox"/>	K533 \$430 <input type="checkbox"/>		
<b>Hip positioner pad</b>	<b>CHOOSE</b>	Small	K541 \$100 <input type="checkbox"/>	K541 \$100 <input type="checkbox"/>	K541 \$100 <input type="checkbox"/>	K541 \$100 <input type="checkbox"/>	K541 \$100 <input type="checkbox"/>		
		Large	N/A	N/A	K542 \$135 <input type="checkbox"/>	K542 \$135 <input type="checkbox"/>	K542 \$135 <input type="checkbox"/>		
<b>Thigh prompts (pair)</b>	<b>CHOOSE</b>	Small	N/A	K515 \$380 <input type="checkbox"/>	K515 \$380 <input type="checkbox"/>	K515 \$380 <input type="checkbox"/>	N/A		
		Large	N/A	N/A	K535 \$450 <input type="checkbox"/>	K535 \$450 <input type="checkbox"/>	K535 \$450 <input type="checkbox"/>		
<b>Ankle prompts for standard base (pair)</b>			K681 \$160 <input type="checkbox"/>	K682 \$170 <input type="checkbox"/>	K683 \$185 <input type="checkbox"/>	K684 \$200 <input type="checkbox"/>	K684 \$200 <input type="checkbox"/>		
<b>Ankle prompts for utility base (pair)</b>			N/A	N/A	K693 \$185 <input type="checkbox"/>	K694 \$205 <input type="checkbox"/>	N/A		
<b>Ankle prompts for treadmill/stability base (pair)</b>			N/A	K664 \$205 <input type="checkbox"/>	K664 \$205 <input type="checkbox"/>	K664 \$205 <input type="checkbox"/>	N/A		
<b>Additional handholds (pair)</b>			K519 \$110 <input type="checkbox"/>	K519 \$110 <input type="checkbox"/>	K519 \$110 <input type="checkbox"/>	K519 \$110 <input type="checkbox"/>	K519 \$110 <input type="checkbox"/>		
<b>Communication tray</b>			K518 \$370 <input type="checkbox"/>	K698 \$370 <input type="checkbox"/>	K698 \$370 <input type="checkbox"/>	K698 \$370 <input type="checkbox"/>	K698 \$370 <input type="checkbox"/>		
<b>Attendant guide bar</b>			K589 \$140 <input type="checkbox"/>	K679 \$140 <input type="checkbox"/>	K689 \$140 <input type="checkbox"/>	K689 \$140 <input type="checkbox"/>	N/A		
<b>Rifton accessories tote</b>			K522 \$120 <input type="checkbox"/>	K522 \$120 <input type="checkbox"/>	K522 \$120 <input type="checkbox"/>	K522 \$120 <input type="checkbox"/>	K522 \$120 <input type="checkbox"/>		
<b>Total</b>			<b>K610 \$ _____</b>	<b>K620 \$ _____</b>	<b>K630 \$ _____</b>	<b>K640 \$ _____</b>	<b>K650 \$ _____</b>		

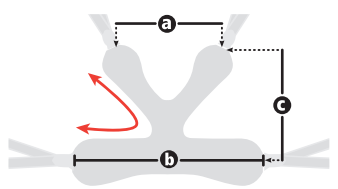
\* Required

# Pacer dimensions

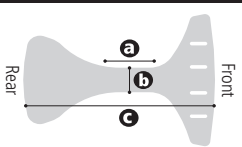
Key user dimensions (inches)		K610 mini	K620 small	K630 medium	K640 large	K650 XL
Elbow height		15½–20½	18½–27½	24–35	32–47	34–49
 <b>Key user dimension: elbow height</b> Measure the vertical distance from the bent <b>elbow to the floor</b> while the user is standing upright.  Choose the size that allows for growth.						
Item dimensions (inches)		K610 mini	K620 small	K630 medium	K640 large	K650 XL
Floor to top of arm prompt		15½–20½	18½–27½	24–35	32–47	34–49
Floor to top of MPS (not tilted)*		N/A	10–20	9½–23½	17–35	19½–37½
Overall width	Standard base:	20½	23	26	28	31½
	Utility base:	N/A	N/A	30	32	N/A
	Narrow treadmill/stability base:	N/A	35	35	35	N/A
	Wide treadmill/stability base:	N/A	40	40	40	N/A
Overall length	Standard base:	22½	26	30	36	39¾
	Utility base:	N/A	N/A	36	40½	N/A
	Treadmill/stability bases:	N/A	41	41	41	N/A
Frame height	Standard & utility bases:	12½	16–21	21½–27	28½–38½	31–41
	Treadmill/stability bases:	N/A	23–35	23½–36½	30–47	N/A
Base height (without upper frame)	Standard & utility bases:	N/A	11	14½	16	18½
	Treadmill/stability bases:	N/A	21	21	21	N/A
Frame weight (lbs)	Standard base:	10¾	11½	15	15½	22½
	Utility base:	N/A	N/A	18½	19¾	N/A
	Narrow treadmill/stability base:	N/A	27½	27½	27½	N/A
	Wide treadmill/stability base:	N/A	28	28	28	N/A
	Standard upper:	N/A	6	7½	9½	11
	Dynamic upper:	N/A	7½	11½	13½	15
Dynamic upper movement	Vertical:	N/A	1¼	2	2	2
	Horizontal:	N/A	1½	2	2	2
Maximum treadmill width	Narrow treadmill/stability base:	N/A	29	29	29	N/A
	Wide treadmill/stability base:	N/A	34	34	34	N/A
Maximum treadmill height	Treadmill/stability bases:	N/A	11	11	11	N/A
Maximum working load (lbs)		50	75	150	200	250

\*This measurement is taken at the lowest frame and MPS height, and the highest frame and MPS height.

## Pelvic support

User dimensions (inches) Indicated by the red arrow below			
<b>Key user dimension:</b> half of thigh circumference measured at the groin.			
K556 small	K557 med.	K558 large	
4–8	6–10	8–14	
			
Product dimensions (inches)			
K556 small	K557 med.	K558 large	
<b>a</b>	6½	8½	12
<b>b</b>	12	16	20
<b>c</b>	7	9	12

## Hip positioner

Dimensions (inches) – without pad		
		
	K513 small	K533 large
<b>a</b> Crotch length	2½	3½
<b>b</b> Width	1¼	1¾
<b>c</b> Length	9	11



The Pacer comes in your choice of five colors.