

2019 order form


Use dimension chart to select appropriate size.



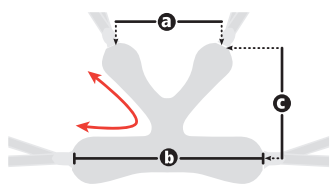
		K660	
* Frame includes one battery, one battery charger and charger power cord (international power cords available on request)		K661	\$4,250 <input type="checkbox"/>
* Color		CHOOSE	Red <input type="checkbox"/>
			Blue <input type="checkbox"/>
			Gray <input type="checkbox"/>
			Lime <input type="checkbox"/>
			Pink <input type="checkbox"/>
Scale (must be chosen at the time of the original purchase. It cannot be added later.)		K662	\$1,005 <input type="checkbox"/>
Odometer		K663	\$165 <input type="checkbox"/>
Front handle		K665	\$320 <input type="checkbox"/>
Switch pole		K666	\$215 <input type="checkbox"/>
Arm supports (pair)	Small arm prompts	K305	\$450 <input type="checkbox"/>
	Large arm prompts	K315	\$520 <input type="checkbox"/>
	Arm platforms	K397	\$335 <input type="checkbox"/>
	New! Arm platforms with handgrips	K396	\$385 <input type="checkbox"/>
Hip positioner	Small	K667	\$280 <input type="checkbox"/>
	Large	K668	\$310 <input type="checkbox"/>
Hip positioner pad	Small	K541	\$98 <input type="checkbox"/>
	Large	K542	\$130 <input type="checkbox"/>
Pelvic support	Small	K306	\$230 <input type="checkbox"/>
	Medium	K316	\$255 <input type="checkbox"/>
	Large	K326	\$270 <input type="checkbox"/>
Thigh straps	Narrow	K308	\$71 <input type="checkbox"/>
	Wide	K338	\$71 <input type="checkbox"/>
Ankle prompts		K684	\$190 <input type="checkbox"/>
Additional battery		K307	\$130 <input type="checkbox"/>
Additional thigh straps	Narrow single	K318	\$35 <input type="checkbox"/>
	Narrow pair	K308	\$71 <input type="checkbox"/>
	Wide single	K328	\$35 <input type="checkbox"/>
	Wide pair	K338	\$71 <input type="checkbox"/>
Removable back belt		K327	\$55 <input type="checkbox"/>
Rifton accessories tote		K522	\$100 <input type="checkbox"/>
Total		K660	\$ _____

* Required

E-Pacer dimensions

User dimensions (inches)	K660
Girth	22 min–60 max
 <p>Key user dimension: girth</p> <p>Important: User's weight or height must not exceed: 350 lbs or 77 inches</p>	
Item dimensions (inches)	K660 E-Pacer
Overall length	44¾
Overall width	31½–51¾
Overall height	32¾–59
E-Pacer frame weight (lbs)	72
Turning diameter	50
Floor to top of base leg for furniture clearance	8¾
Min. user armpit height (when standing or ambulating)	31½
Max. user height (when standing or ambulating)	77
Max. working load (lbs)	350

Pelvic support

User dimensions (inches) Indicated by the red arrow below			
Key user dimension: half of thigh circumference measured at the groin.			
K306 small	K316 med.	K326 large	
6–10	8–14	10–18	
			
Product dimensions (inches)			
K306 small	K316 med.	K326 large	
a	8½	12	13½
b	16	20	25
c	9	12	14

The E-Pacer comes in your choice of five colors.



Red



Blue



Gray

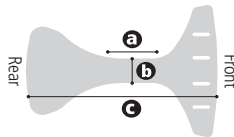


Lime



Pink

Hip positioner

Dimensions (inches) – without pad		
		
	K667 small	K668 large
a Crotch length	2½	3½
b Width	1¼	1¾
c Length	9	11