

2020 order form


Use dimension chart to select appropriate size.



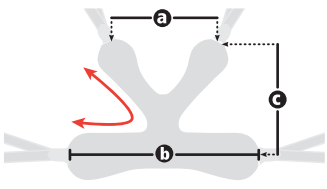
		K660	
* Frame includes one battery, one battery charger and charger power cord. (International power cords available on request.)		K661	\$4,460 <input type="checkbox"/>
* Color		CHOOSE	Red <input type="checkbox"/>
			Blue <input type="checkbox"/>
			Gray <input type="checkbox"/>
			Lime <input type="checkbox"/>
			Pink <input type="checkbox"/>
Scale (must be chosen at the time of the original purchase. It cannot be added later.)		K662	\$1,060 <input type="checkbox"/>
Odometer		K663	\$175 <input type="checkbox"/>
Front handle		K665	\$335 <input type="checkbox"/>
Switch pole		K666	\$225 <input type="checkbox"/>
Arm supports (pair)	CHOOSE	Small arm prompts	K305 \$475 <input type="checkbox"/>
		Large arm prompts	K315 \$545 <input type="checkbox"/>
		Arm platforms	K397 \$350 <input type="checkbox"/>
		Arm platforms with handgrips	K396 \$400 <input type="checkbox"/>
Hip positioner	CHOOSE	Small	K667 \$295 <input type="checkbox"/>
		Large	K668 \$325 <input type="checkbox"/>
Hip positioner pad	CHOOSE	Small	K541 \$100 <input type="checkbox"/>
		Large	K542 \$135 <input type="checkbox"/>
Pelvic support	CHOOSE	Small	K306 \$240 <input type="checkbox"/>
		Medium	K316 \$270 <input type="checkbox"/>
		Large	K326 \$285 <input type="checkbox"/>
Thigh straps	CHOOSE	Narrow	K308 \$100 <input type="checkbox"/>
		Wide	K338 \$100 <input type="checkbox"/>
Ankle prompts		K684	\$200 <input type="checkbox"/>
Additional battery		K307	\$135 <input type="checkbox"/>
Additional thigh straps	CHOOSE	Narrow single	K318 \$50 <input type="checkbox"/>
		Narrow pair	K308 \$100 <input type="checkbox"/>
		Wide single	K328 \$50 <input type="checkbox"/>
		Wide pair	K338 \$100 <input type="checkbox"/>
Removable back belt		K327	\$60 <input type="checkbox"/>
Rifton accessories tote		K522	\$120 <input type="checkbox"/>
Total		K660	\$ _____

* Required

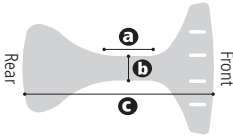
E-Pacer dimensions

User dimensions (inches)		K660
Girth	22 min–60 max	
	Key user dimension: girth	
Important: User's weight or height must not exceed: 350 lbs or 77 inches		
Item dimensions (inches)		K660 E-Pacer
Overall length	44¾	
Overall width	31½–51¾	
Overall height	32¾–59	
E-Pacer frame weight (lbs)	72	
Turning diameter	50	
Floor to top of base leg for furniture clearance	8¾	
Min. user armpit height (when standing or ambulating)	31½	
Max. user height (when standing or ambulating)	77	
Max. working load (lbs)	350	

Pelvic support

User dimensions (inches) Indicated by the red arrow below			
Key user dimension: half of thigh circumference measured at the groin.			
K306 small	K316 med.	K326 large	
6–10	8–14	10–18	
			
Product dimensions (inches)			
K306 small	K316 med.	K326 large	
a	8½	12	13½
b	16	20	25
c	9	12	14

Hip positioner

Product dimensions (inches)–without pad		
		
K667 small	K668 large	
a Crotch length	2½	3½
b Width	1¼	1¾
c Length	9	11

The E-Pacer comes in your choice of five colors.



Red



Blue



Gray



Lime



Pink